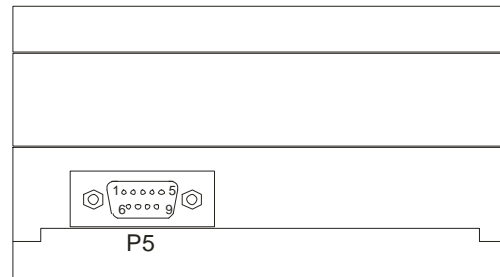
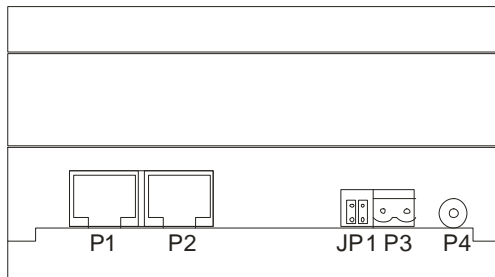


ClickOn Bus CBIT Interface

Hardware Connections



P1, P2

RJ45 CAT5 connection to ClickOn Bus Network.

P3

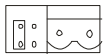
16 – 24VAC/DC supply input

P4

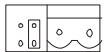
16 – 24VAC/DC supply input

JP1

Power supply options jumper:



Unit is supplied power from the ClickOn Bus network (no need for a supply input on P3 or P4)



Unit supplies power to the ClickOn Bus Network (300mA max) (must have a supply input on P3 or P4)

P5

RS232 Port:

- Pin 1: DCD input
- Pin 2: RXD input
- Pin 3: TXD output
- Pin 4: DTR output
- Pin 5: GND
- Pin 6: DSR input
- Pin 7: RTS output
- Pin 8: CTS input
- Pin 9: RI input